



BIDIRECTIONAL ESD PROTECTION DIODES

Features

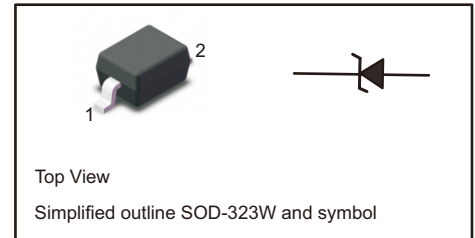
- 350 Watts Peak Pulse Power per (8/20 μ s)
- IEC61000-4-2 (ESD) \pm 15kV (air), \pm 15kV (contact)
- Protects one I/O line (unidirectional)
- Low clamping voltage
- Low leakage current
- Working voltages : 18V

Applications

- Ethernet - 10/100/1000 Base T
- Cellular Phones
- Handheld - Wireless Systems
- Personal Digital Assistant(PDA)
- USB Interface

PINNING

PIN	DESCRIPTION
1	Cathode
2	Anode

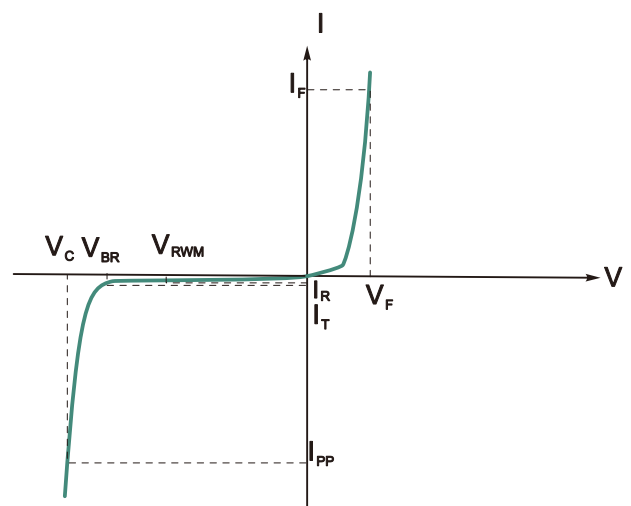


Mechanical Characteristics

- SOD323W package
- Marking : Maeking Code
- RoHS Compliant
- Packaging: Tape and Reel per EIA 481

Electronics Parameter

Parameter	Symbol
Maximum Reverse Peak Pulse Current	I_{PP}
Clamping Voltage @ I_{PP}	V_C
Peak Reverse Working Voltage	V_{RWM}
Reverse Leakage Current @ V_{RWM}	I_R
Breakdown Viltage @ I_T	V_{BR}
Test Current	I_T
Forward Current	I_F
Forward Voltage @ I_F	V_F





MAXIMUM RATINGS(Ta=25°C unless otherwise noted)

Parameter	Symbol	Value	Unit
Peak Pulse Power (8/20μS)	Ppk	350	W
Peak Pulse Current	Ipp	9	A
ESD per IEC 61000-4-2(Air)	VESD	±15	KV
ESD per IEC 61000-4-2(Contact)		±15	
Operating Temperature Range	Tj	-55~+150	°C
Storage Temperature Range	Tstg	-55~+150	°C

ELECTRICAL CHARACTERISTICS(Ta=25°C unless otherwise noted)

Parameter	Symbol	Test conditions	Min	Typ	Max	Unit
Reverse Stand-off Voltage	VRWM				18	V
Breakdown Voltage	VBR	IT=1mA	20			V
Reverse Leakage Current	IR	V=VRWM, Ta=25°C			1	μA
Clamping Voltage	VC	IPP=1A, tp=8/20μs			29	V
	VC	IPP=9A, tp=8/20μs			45	V
Junction Capacitance	Cj	VR=0V, f=1MHz			100	pF



Fig.1 Pulse Waveform

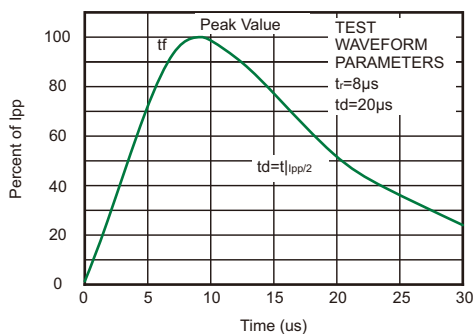


Fig.2 Contact discharge current waveform per IEC61000-4-2

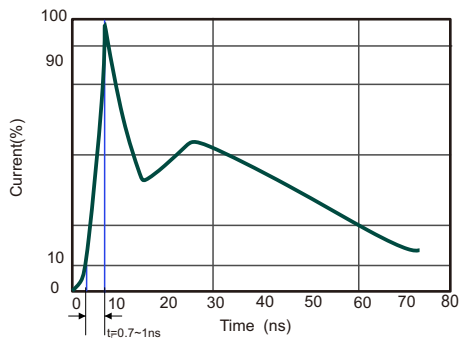
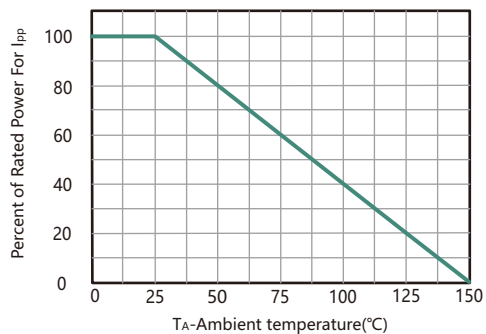


Fig.3 Power Derating Curve

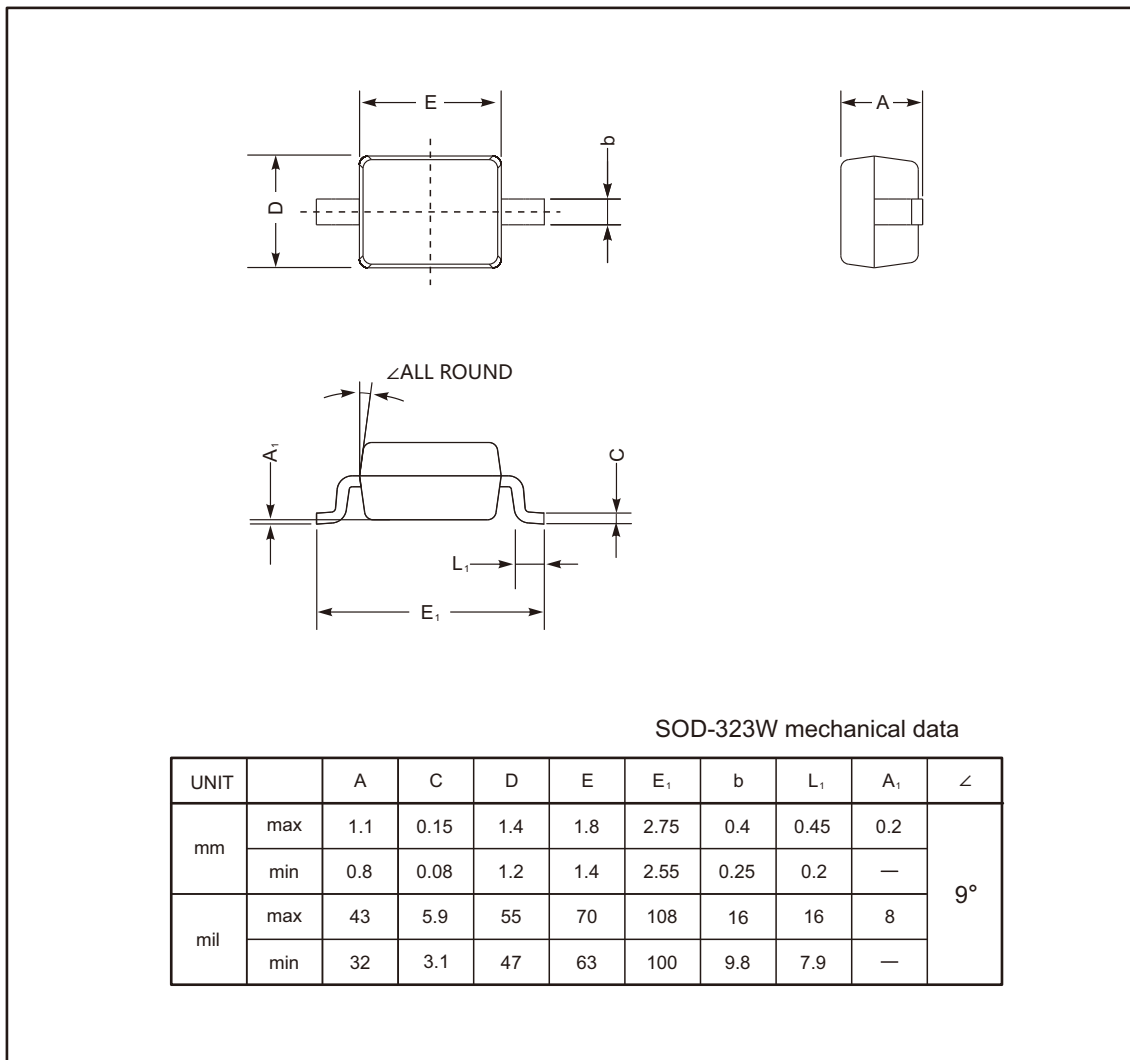




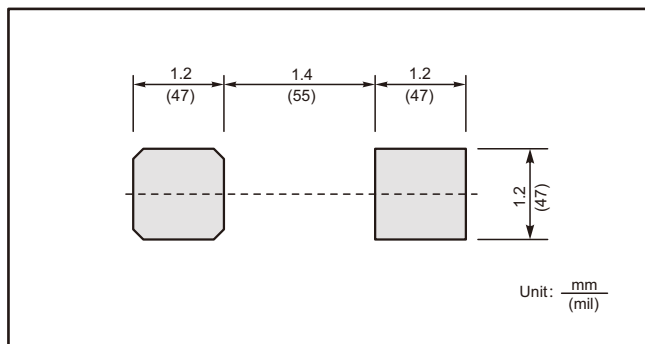
PACKAGE OUTLINE

Plastic surface mounted package; 2 leads

SOD-323W



The recommended mounting pad size



Marking

Type number	Marking code
ESD18V0D3	18



Important Notice and Disclaimer

Jingdao Microelectronics reserves the right to make changes to this document and its products and specifications at any time without notice.

Customers should obtain and confirm the latest product information and specifications before final design, purchase or use.

Jingdao Microelectronics makes no warranty, representation or guarantee regarding the suitability of its products for any particular purpose, not does Jingdao Microelectronics assume any liability for application assistance or customer product design.

Jingdao Microelectronics does not warrant or accept any liability with products which are purchased or used for any unintended or unauthorized application.

No license is granted by implication or otherwise under any intellectual property rights of Jingdao Microelectronics.

Jingdao Microelectronics products are not authorized for use as critical components in life support devices or systems without express written approval of Jingdao Microelectronics.